

JAYA EDUCATIONAL SOCIETY  
(SIDDHARTH INSTITUTE OF ENGINEERING & TECHNOLOGY)  
SIDDHARTH NAGAR, NARAYANAVANAM ROAD, PUTTUR, CHITTOOR DISTRICT (A.P)

BALANCE SHEET AS ON 31<sup>st</sup> MARCH 2021

LIABILITIES	DETAILS	B.TECH	M.TECH	MBA	MCA	AMOUNT	ASSETS	B.TECH	M.TECH	MBA	MCA	AMOUNT
CAPITAL FUND		1,09,91,024	12,22,751	7,96,849	7,28,155	1,37,38,780	FIXED ASSETS	55,71,38,384	6,19,81,645	4,03,92,533	3,69,10,418	69,64,22,980
SECURED LOANS							DEPOSITS	34,52,226	3,84,060	2,50,286	2,28,710	43,15,282
BUS LOAN							LOANS AND ADVANCES	1,35,16,260	15,03,684	9,79,929	8,95,452	1,68,95,325
CAR LOAN		29,75,317	3,31,004	2,15,710	1,97,115	37,19,146	RECEIVABLES FROM STUDENTS AND GOVT	2,09,02,909	33,81,238	23,66,543	25,46,245	2,91,96,935
TERM LOAN		35,15,64,206	3,91,11,518	2,54,88,405	2,32,91,129	43,94,55,258	SUNDRY DEBTORS	1,49,21,878	16,60,059	10,81,836	9,88,574	1,86,52,348
SUNDRY CREDITORS & OTHERS		2,35,62,099	26,21,283	17,08,252	15,60,989	2,94,52,623	CASH IN HAND	2,76,688	30,782	20,060	18,331	3,45,860
OUTSTANDING EXPENSES		2,83,90,111	31,58,400	20,58,283	18,80,845	3,54,87,638	CASH AT BANKS	16,75,63,716	1,30,85,213	1,17,85,869	1,07,69,846	20,32,04,646
<b>INCOME AND EXPENDITURE ACCOUNT</b>							BUILDING WORK IN PROGRESS	10,86,896	1,20,917	78,800	72,007	13,58,620
EXCESS OF OVER INCOME EXPENDITURE	45,98,31,998	36,85,55,244	4,23,78,436	2,41,21,207	2,47,77,111	45,98,31,998						
ADD: DURING THE YEAR EXCESS OF EXPENDITURE OVER INCOME	-	(1,68,94,876)	27,80,253	(9,53,856)	12,68,487	(1,37,99,992)						
		76,91,43,125	9,16,03,645	5,34,34,851	5,37,03,830	96,78,85,452		77,88,58,957	8,21,47,598	5,69,55,857	5,24,29,583	97,03,91,995

**For P. MURALI & CO.,**  
Chartered Accountants  
FRN:0072578

*(Signature)*

**(A. KRISHNA RAO)**  
PARTNER  
Membership No:020085

*(Signature)*  
**PRINCIPAL**  
Siddharth Institute of Engineering & Technology  
Siddharth Nagar  
PUTTUR - 517583, Chittoor Dist.

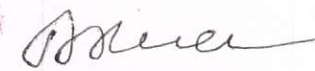
*(Signature)*  
**PRESIDENT**  
JAYA EDUCATIONAL SOCIETY  
PUTTUR - 517 583

JAYA EDUCATIONAL SOCIETY  
(SIDDHARTH INSTITUTE OF ENGINEERING & TECHNOLOGY)  
SIDDHARTH NAGAR, NARAYANAVANAM ROAD, PUTTUR, CHITTOOR DISTRICT (A.P)


INCOME AND EXPENDITURE ACCOUNT FOR THE YEAR ENDED 31 st MARCH 2021

PARTICULARS		B.TECH	M.TECH	MBA	MCA	TOTAL	PARTICULARS	B.TECH	M.TECH	MBA	MCA	TOTAL
TO SALARIES-TEACHING STAFF		8,77,87,254	89,27,661	55,13,171	43,83,737	10,66,11,824	BY FEES COLLECTIONS	20,75,50,860	2,49,76,001	1,17,74,927	1,02,89,627	25,45,91,415
TO SALARIES NON TECHING STAFF		77,81,061	7,68,388	4,59,498	1,59,593	91,68,540	BY INTEREST ON FIXED DEPOSITS	7,35,193	81,534	51,276	56,233	9,24,236
							BY BUS FEES AND HOSTEL FEES	3,55,47,650	50,78,236	60,93,883	40,62,589	5,07,82,356
							BY OTHER INCOME	31,45,100	4,49,300	5,39,160	3,59,440	44,93,000
TO PRINTING & STATIONERY	A	21,80,375	1,62,718	1,27,644	1,12,110	25,82,846						
TO ELECTRICITY CHARGES	P	36,72,323	3,92,173	2,34,520	2,05,979	45,04,996						
TO LAB MAINTENANCE CHARGES	P	12,60,294	33,805	20,216	17,756	13,32,071						
TO LAB CONSUMABLES	P	16,31,875	5,37,619	3,21,498	2,82,372	27,73,364						
TO TRAVELLING AND CONVEYANCE	P	39,20,389	2,08,878	1,24,909	1,09,708	43,63,884						
TO SECURITY CHARGES	P	-	-	-	-	-						
TO INTERNET CHARGES	P	12,18,276	1,18,177	70,670	62,070	14,69,192						
TO LIBRARY	P	3,80,489	50,732	40,586	35,512	5,07,319						
TO REPAIRS AND MAINTENANCE												
BUILDING MAINTENANCE	P	5,62,554	56,515	33,796	29,683	6,82,548						
COMPUTER MAINTENANCE	P	8,37,553	85,289	51,003	44,796	10,18,641						
VEHICLE MAINTENANCE	P	8,08,001	90,650	54,209	47,612	10,00,471						
ELECTRICAL MAINTENANCE	P	96,066	10,778	6,445	5,661	1,18,950						
FURNITURE MAINTENANCE	P	-	-	-	-	-						
TO ACTE FEES	A	-	-	-	-	-						
TO ADVERTISEMENT	P	55,14,703	8,16,839	8,84,889	5,74,837	77,91,269						
TO TELEPHONE CHARGES	A	-	-	-	-	-						
TO R & D EXP	P	20,81,977	1,34,567	80,471	70,678	23,67,694						
TO GARDEN MAINTENANCE	P	7,03,553	1,21,619	72,729	63,878	9,61,779						
TO STAFF WELFARE EXPENSES	P	-	-	-	-	-						
TO POSTAGE EXPENSES	A	1,86,887	20,967	12,538	11,012	2,31,405						
TO MISCELLANEOUS EXPENSES	A	13,30,416	1,38,316	75,138	52,701	15,96,569						
TO BUS MAINTENANCE		1,75,92,194	18,24,033	25,83,275	-	2,19,99,502						
TO INSURANCE												
INSURANCE - BUILDINGS		-	-	-	-	-						
INSURANCE - VEHICLES		16,77,299	1,88,177	1,12,530	98,835	20,76,842						
TO AUDIT FEE		65,835	7,386	4,417	3,879	81,517						
TO DONATION & SCHOLARSHIPS		11,37,724	1,60,378	1,87,711	1,26,138	16,11,952						
TO SUBSCRIPTIONS												
NEWSPAPERS AND MAGZINES	A	66,691	7,482	4,474	3,930	82,577						
TO BANK CHARGES		1,68,271	18,878	11,289	9,915	2,08,354						
TO GAMES EXPENSES	P	74,964	8,410	5,029	4,417	92,821						
TO STUDENT PLACEMENT AND TRAINING PRO	A	13,51,534	1,51,629	90,675	79,640	16,73,477						
TO HOSPITALITY EXPENSES-												
HOUSE KEEPING	A	63,710	7,148	4,274	3,754	78,886						
TO JNTU FEES	A	1,09,07,812	12,23,751	7,31,806	6,42,746	1,35,06,115						
TO FUNCTIONS & CELEBRATION	P	12,54,727	1,40,768	84,180	73,935	15,53,611						
TO SEMINARS, FACULTY DEVELOPMENT PROGRA EX	A	126,105	1,80,15	2,16,18	1,44,12	1,80,150						
TO OFFICE EXPENSES	A	2,76,618	31,034	18,558	16,300	3,42,511						
TO STUDENT PROJECT WORKS & SEED SUPPORT	P	12,56,254	1,40,940	84,282	74,025	15,55,501						
TO FINANCIAL CHARGES	A	2,59,27,185	27,20,502	16,26,867	14,28,879	3,17,03,433						
TO TRANSPORTATION CHARGES	P	87,736	9,843	5,886	5,170	1,08,635						
TO OTHER EXPENSES												
HOSTAL EXPENSES		1,45,79,368	12,05,226	9,19,240	3,19,401	1,70,23,234						
GENERATOR MAINTENANCE	P	2,95,307	33,131	19,812	17,401	3,65,651						
TO DEPRECIATION		6,50,10,294	72,32,395	47,13,246	43,06,932	8,12,62,868						
TO EXCESS OF EXPENDITURE OVER INCOME		(1,68,94,876)	27,80,253	(9,53,856)	12,68,487	(1,37,99,992)						
		24,69,78,802	3,05,85,070	1,84,59,246	1,47,67,888	31,07,91,007		24,69,78,802	3,05,85,070	1,84,59,246	1,47,67,888	31,07,91,007

For P. MURALI & CO.  
Chartered Accountants  
FRN:0072578

  
(A. KRISHNA RAO)  
PARTNER

  
PRINCIPAL  
Siddharth Institute of Engineering & Technology  
Siddharth Nagar  
PUTTUR - 517583, Chittoor Dist.


  
PRESIDENT  
JAYA EDUCATIONAL SOCIETY  
PUTTUR - 517 583

**JAYA EDUCATIONAL SOCIETY**  
**(SIDDHARTH INSTITUTE OF ENGINEERING & TECHNOLOGY)**  
**SIDDARTH NAGAR, NARAYANAVANAM ROAD, PUTTUR, CHITTOOR DISTRICT (A.P)**

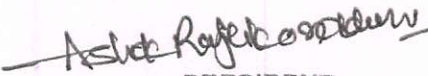
**PROVISIONAL DEPRECIATION STATEMENT FOR THE PERIOD ENDED 31 st MARCH, 2021**

Sl.No	Name of the Asset	Balance As on 01-04-2020	ADDITIONS		DELITION	Gross Block As on 31-03-2021	Depreciation	Net Block As on 31-03-2021
			Before Sep	After Sep				
1	LAND	29,02,949	-	-		29,02,949	-	29,02,949
2	BUILDING	63,51,68,833	1,74,18,626	53,88,626		65,79,76,085	6,57,91,478	59,21,84,607
3	FURNITURE & FIXTURES	3,12,15,329	1,52,300	-		3,13,67,629	31,36,763	2,82,30,866
4	ELECTRICAL & ELECTRICAL FITTINGS	1,10,75,253	-	-		1,10,75,253	11,07,525	99,67,728
5	AIR CONDITIONER	17,54,107	1,80,350	95,600		20,30,056	1,82,705	18,47,351
6	LAB EQUIPMENT	2,29,07,268	3,10,520	-		2,32,17,788	23,21,779	2,08,96,009
7	LIBRARY	60,62,071	2,83,305	2,24,014		65,69,390	6,56,939	59,12,450
8	VECHILES	2,78,21,800	-	-	-	2,78,21,800	41,73,270	2,36,48,530
9	COMPUTERS	37,41,497	-	-		37,41,497	22,44,898.38	14,96,599
10	MISC.FIXED ASSETS.	24,76,793	-	-		24,76,793	3,71,519	21,05,274
11	INNOVA CAR	65,19,715	-	-		65,19,715	9,77,957	55,41,758
12	BEET CARS	7,58,069	-	-		7,58,069	1,13,710	6,44,359
13	GENERATOR	12,28,824	-	-		12,28,824	1,84,324	10,44,501
		75,36,32,508	1,83,45,100	57,08,240	-	77,76,85,848	8,12,62,868	69,64,22,980

**For P. MURALI & CO.,**  
**Chartered Accountants**  
**FRN:0072578**

  
**(A. KRISHNA RAO)**  
**PARTNER**  
**Membership No:020075**

  
**PRINCIPAL**  
**Siddharth Institute of Engineering & Technology**  
**Siddharth Nagar**  
**PUTTUR - 517583, Chittoor Dist.**

  
**PRESIDENT**  
**JAYA EDUCATIONAL SOCIETY**  
**PUTTUR - 517 583**

JAYA EDUCATIONAL SOCIETY  
(SIDDHARTH INSTITUTE OF ENGINEERING & TECHNOLOGY)  
SIDDHARTH NAGAR, NARAYANAVANAM ROAD, PUTTUR, CHITTOOR DISTRICT (A.P)

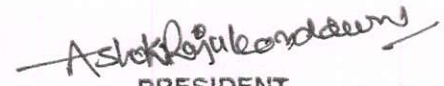
BALANCE SHEET AS ON 31 st MARCH 2020

LIABILITIES	DETAILS	B.TECH	M.TECH	MBA	MCA	AMOUNT	ASSETS	B.TECH	M.TECH	MBA	MCA	AMOUNT
CAPITAL FUND		1,09,91,024	12,22,751	7,96,849	7,28,155	1,37,38,780	FIXED ASSETS	60,29,05,006	6,70,73,293	4,37,10,685	3,99,42,523	75,36,32,508
<b>SECURED LOANS</b>							DEPOSITS	28,93,762	3,21,597	2,09,580	1,91,513	36,13,453
BUS LOAN		30,51,480	3,39,477	2,21,232	2,02,161	38,14,350	LOANS AND ADVANCES	78,52,761	8,73,620	5,69,325	5,20,245	98,15,952
CAR LOAN		37,43,399	4,16,453	2,71,396	2,48,000	46,79,248	RECEIVABLES FROM STUDENTS AND GOVT	11,24,85,965	84,34,399	69,15,787	67,40,339	13,45,77,491
TERM LOAN		30,28,65,145	3,36,93,747	2,19,57,723	2,00,64,816	37,85,81,432	SUNDRY DEBTORS	1,69,66,793	18,87,556	12,30,093	11,24,050	2,12,08,491
SUNDRY CREDITORS & OTHERS		3,78,74,080	42,13,491	27,45,871	25,09,158	4,73,42,601	CASH IN HAND	4,29,328	47,763	31,126	28,443	5,36,660
OUTSTANDING EXPENSES		2,56,92,609	28,58,303	18,62,714	17,02,135	3,21,15,761	CASH AT BANKS	45,67,402	5,08,124	3,31,137	3,02,590	57,09,253
<b>INCOME AND EXPENDITURE ACCOUNT</b>							BUILDING WORK IN PROGRESS	98,40,000	10,94,700	7,13,400	6,51,900	1,23,00,000
EXCESS OF OVER INCOME EXPENDITURE	48,67,19,261	39,47,97,814	4,06,93,757	2,67,58,997	2,44,68,694	48,67,19,261						
ADD: DURING THE YEAR EXCESS OF EXPENDITURE OVER INCOME	-	2,62,42,570	16,84,679	26,37,790	3,08,417	3,08,73,456						
		<b>80,52,58,121</b>	<b>8,51,22,659</b>	<b>5,72,52,573</b>	<b>5,02,31,536</b>	<b>99,78,64,889</b>		<b>75,79,40,019</b>	<b>8,02,41,051</b>	<b>5,37,11,134</b>	<b>4,95,01,604</b>	<b>94,13,93,808</b>

**For P. MURALI & CO.,**  
Chartered Accountants  
FRN:0072578

  
**(A. KRISHNA RAO)**  
PARTNER  
Membership No:020085

  
PRINCIPAL  
Siddharth Institute of Engineering & Technology  
Siddharth Nagar  
PUTTUR - 517583, Chittoor Dist.

  
PRESIDENT  
JAYA EDUCATIONAL SOCIETY  
PUTTUR - 517 583

JAYA EDUCATIONAL SOCIETY  
(SIDDHARTH INSTITUTE OF ENGINEERING & TECHNOLOGY)  
SIDDHARTH NAGAR, NARAYANAVANAM ROAD, PUTTUR, CHITTOOR DISTRICT (A.P)

INCOME AND EXPENDITURE ACCOUNT FOR THE YEAR ENDED 31st MARCH 2020												
PARTICULARS		B.TECH	M.TECH	MBA	MCA	TOTAL	PARTICULARS	B.TECH	M.TECH	MBA	MCA	TOTAL
TO SALARIES-TEACHING STAFF		11,03,02,373	1,19,06,255	75,41,045	56,34,496	13,53,84,169	BY FEES COLLECTIONS	22,19,79,530	2,64,29,630	1,22,01,997	1,05,53,463	27,11,64,620
TO SALARIES NON TECHING STAFF		81,90,591	7,80,089	4,94,084	1,73,471	96,38,235	BY INTEREST ON FIXED DEPOSITS	7,86,302	86,279	53,136	57,675	9,83,392
							BY BUS FEES AND HOSTEL FEES	3,79,26,030	54,18,004	65,01,605	43,34,403	5,41,80,042
							BY OTHER INCOME	32,04,600	4,57,800	5,49,360	3,66,240	45,78,000
TO PRINTING & STATIONERY	A	22,95,131	2,16,701	1,37,251	1,21,858	27,70,941						
TO ELECTRICITY CHARGES	P	38,65,604	3,98,145	2,52,172	2,23,891	47,39,811						
TO LAB MAINTENANCE CHARGES	P	13,26,626	34,320	21,737	19,299	14,01,983						
TO LAB CONSUMABLES	P	17,17,763	5,45,806	3,45,696	3,06,926	29,16,192						
TO TRAVELLING AND CONVEYANCE	P	41,26,726	2,12,059	1,34,311	1,19,248	45,92,343						
TO SECURITY CHARGES	P	-	-	-	-	-						
TO INTERNET CHARGES	P	12,82,395	1,19,976	75,989	67,467	15,45,828						
TO LIBRARY	P	5,27,011	1,75,670	87,835	87,835	8,78,351						
<b>TO REPAIRS AND MAINTENANCE</b>												
BUILDING MAINTENANCE	P	5,92,162	57,376	36,340	32,264	7,18,142						
COMPUTER MAINTENANCE	P	8,81,635	86,588	54,842	48,691	10,71,756						
VEHICLE MAINTENANCE	P	8,50,527	92,030	58,289	51,752	10,52,598						
ELECTRICAL MAINTENANCE	P	1,01,123	10,942	6,930	6,153	1,25,148						
FURNITURE MAINTENANCE	P	-	-	-	-	-						
TO AICTE FEES	A	-	-	-	-	-						
TO ADVERTISEMENT	P	52,77,940	6,53,608	9,07,299	5,75,588	74,14,435						
TO TELEPHONE CHARGES	A	-	-	-	-	-						
TO R & D EXP	P	21,91,555	1,36,616	86,528	76,824	24,91,523						
TO GARDEN MAINTENANCE	P	11,41,097	1,23,471	78,203	69,432	14,12,203						
TO STAFF WELFARE EXPENSES	P	-	-	-	-	-						
TO POSTAGE EXPENSES	A	1,96,723	21,286	13,482	11,970	2,43,462						
TO MISCELLANEOUS EXPENSES	A	14,00,438	1,40,422	80,793	57,283	16,78,936						
<b>TO BUS MAINTAINENCE</b>		1,85,18,099	18,51,810	27,77,715	-	2,31,47,624						
<b>TO INSURANCE</b>												
INSURANCE -BUILDINGS		-	-	-	-	-						
INSURANCE -VEHICLES		17,65,578	1,91,042	1,21,000	1,07,430	21,85,051						
TO AUDIT FEE		69,300	7,499	4,749	4,217	85,765						
TO DONATION & SCHOLARSHIP		9,52,420	1,33,498	1,55,666	1,04,898	13,46,482						
<b>TO SUBSCRIPTIONS</b>												
NEWSPAPERS AND MAGZINES	A	70,201	7,596	4,811	4,271	86,879						
TO BANK CHARGES		1,77,127	19,166	12,139	10,778	2,19,210						
TO GAMES EXPENSES	P	78,910	8,538	5,408	4,801	97,657						
TO STUDENT PLACEMNT AND TRAINING PRO	A	14,22,668	1,53,938	97,500	86,565	17,60,670						
TO HOSPITALITY EXPENSES-												
HOUSE KEEPING	A	67,063	7,256	4,596	4,081	82,996						
TO JNTU FEES	A	1,14,81,908	12,42,387	7,86,888	6,98,637	1,42,09,820						
TO FUNCTIONS & CELEBRATION	P	13,20,766	1,42,912	90,516	80,364	16,34,558						
TO SEMINARS, WORKSHOPS AND FDP	A	1,93,690	27,670	33,204	22,136	2,76,700						
TO OFFICE EXPENSES	A	2,91,177	31,507	19,955	17,717	3,60,356						
TO STUDENT PROJECT WORKS & SEED SUPPORT	A	13,22,373	1,43,086	90,626	80,462	16,36,547						
TO FINANCIAL CHARGES	P	2,74,81,405	27,61,931	17,49,320	15,53,129	3,35,45,785						
TO TRANSPORTATION CHARGES	P	92,354	9,993	6,329	5,619	1,14,296						
<b>TO OTHER EXPENSES</b>												
HOSTAL EXPENSES		1,53,46,703	12,23,580	9,88,430	3,47,175	1,79,05,887						
GENERATOR MAINTENANCE	P	3,10,849	33,635	21,303	18,914	3,84,702						
TO DEPRECIATION		6,29,09,021	69,98,629	45,60,904	41,67,723	7,86,36,277						
TO EXCESS OF EXPENDITURE OVER INCOME		2,62,42,570	16,84,679	26,37,790	3,08,417	(2,68,87,263)						
		26,38,96,461	3,23,91,714	1,93,06,098	1,53,11,782	33,09,06,055		26,38,96,461	3,23,91,714	1,93,06,098	1,53,11,782	33,09,06,055

**F. P. MURALI**  
Chartered Accountant  
FRN:0072578

*(A. KRISHNA RAO)*  
PARTNER  
Membership No:020085

*K. Sreeddy*  
PRINCIPAL  
Siddharth Institute of Engineering & Technology  
Siddharth Nagar  
PUTTUR - 517583, Chittoor Dist.


*Ashok Raju*  
PRESIDENT  
JAYA EDUCATIONAL SOCIETY  
PUTTUR - 517 583

**JAYA EDUCATIONAL SOCIETY**  
**(SIDDHARTH INSTITUTE OF ENGINEERING & TECHNOLOGY)**  
**SIDDHARTH NAGAR, NARAYANAVANAM ROAD, PUTTUR, CHITTOOR DISTRICT (A.P)**

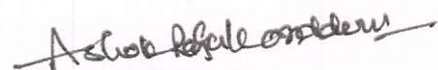
**PROVISIONAL DEPRECIATION STATEMENT FOR THE PERIOD ENDED 31 st MARCH, 2020**

Sl.No	Name of the Asset	Balance As on 01-04-2019	ADDITIONS		DELITION	Gross Block As on 31-03-2020	Depreciation	Net Block As on 31-03-2020
			Before Sep	After Sep				
1	LAND	29,02,949	-	-		29,02,949	-	29,02,949
2	BUILDING	39,34,80,849	11,98,04,471	17,97,63,240		69,30,48,560	5,78,79,727	63,51,68,833
3	FURNITURE & FIXTURES	3,46,13,778	69,921	-		3,46,83,699	34,68,370	3,12,15,329
4	ELECTRICAL & ELECTRICAL FITTINGS	1,32,94,415	-	-		1,32,94,415	22,19,162	1,10,75,253
5	AIR CONDITIONER	16,33,568	2,96,016	1,23,200		20,52,784	2,98,678	17,54,107
6	LAB EQUIPMENT	2,73,46,019	4,22,767	-		2,77,68,786	48,61,518	2,29,07,268
7	LIBRARY	58,04,058	4,33,668	4,44,683		66,82,409	6,20,338	60,62,071
8	VECHILES	3,27,31,529	-	-	-	3,27,31,529	49,09,729	2,78,21,800
9	COMPUTERS	62,35,828	-	-		62,35,828	24,94,331	37,41,497
10	MISC.FIXED ASSETS.	29,13,874	-	-		29,13,874	4,37,081	24,76,793
11	INNOVA CAR	76,70,255	-	-		76,70,255	11,50,538	65,19,715
12	BEET CARS	8,38,022	-	-	3,05,000	8,38,022	79,953	7,58,069
13	GENERATOR	14,45,675	-	-		14,45,675	2,16,851	12,28,824
		53,09,10,819	12,10,26,843	18,03,31,123	3,05,000	83,22,68,785	7,86,36,277	75,36,32,508

For P. MURALI & CO.,  
Chartered Accountants  
FRN:0072578

  
(A. KRISHNA RAO)  
PARTNER  
Membership No:020085

  
PRINCIPAL  
Siddharth Institute of Engineering & Technology  
Siddharth Nagar  
PUTTUR - 517583, Chittoor Dist.


  
PRESIDENT  
JAYA EDUCATIONAL SOCIETY  
PUTTUR - 517 583

JAYA EDUCATIONAL SOCIETY  
(SIDDHARTH INSTITUTE OF ENGINEERING & TECHNOLOGY)  
SIDDHARTH NAGAR, NARAYANAVANAM ROAD, PUTTUR, CHITTOOR DISTRICT (A.P)


BALANCE SHEET AS ON 31 st MARCH 2019

LIABILITIES	DETAILS	B.TECH	M.TECH	MEA	MCA	AMOUNT	ASSETS	B.TECH	M.TECH	MEA	MCA	AMOUNT
CAPITAL FUND		1,09,91,024	12,22,751	7,96,849	7,28,155	1,37,38,780	FIXED ASSETS	42,47,28,655	4,72,51,063	3,07,92,827	2,81,38,273	53,09,10,819
<b>SECURED LOANS</b>							DEPOSITS	27,83,938	3,09,713	2,01,836	1,84,436	34,79,923
BUS LOAN		86,02,319	9,57,008	6,23,668	5,69,904	1,07,52,899	LOANS AND ADVANCES	78,52,761	8,73,620	5,69,325	5,20,245	98,15,952
CAR LOAN		43,54,546	4,84,443	3,15,705	2,88,489	54,43,183	RECEIVABLES FROM STUDENTS AND GOVT	6,07,10,124	67,54,001	44,01,484	40,22,046	7,58,87,655
TERM LOAN		25,80,51,755	2,87,08,258	1,87,08,752	1,70,95,929	32,25,64,694	SUNDRY DEBTORS	16,46,886	1,83,216	1,19,399	1,09,106	20,58,607
SUNDRY CREDITORS & OTHERS		1,98,29,040	22,05,981	14,37,605	13,13,674	2,47,86,300	CASH IN HAND	14,09,900	1,56,851	1,02,218	93,406	17,62,375
OUTSTANDING EXPENSES		81,45,958	9,06,238	5,90,582	5,39,670	1,01,82,447	CASH AT BANKS	73,56,522	8,18,413	5,33,348	4,87,370	91,95,653
<b>INCOME AND EXPENDITURE ACCOUNT</b>							BUILDING WORK IN PROGRESS	19,82,83,672	1,88,31,558	1,25,11,721	1,14,49,632	24,10,76,582
EXCESS OF OVER INCOME EXPENDITURE	45,12,60,436	36,37,64,315	3,88,12,588	2,53,98,905	2,32,84,628	45,12,60,436						
ADD: DURING THE YEAR EXCESS OF EXPENDITURE OVER INCOME	-	2,58,00,440	79,78,679	5,32,178	22,11,884	3,65,23,181						
		69,95,39,398	8,12,75,946	4,84,04,244	4,60,32,332	87,52,51,920		70,47,72,457	7,51,78,436	4,92,32,158	4,50,04,514	87,41,87,564

For P. MURALI & CO.,  
Chartered Accountants  
FRN:0072578

  
(A. KRISHNA RAO)  
PARTNER  
Membership No:020085

  
PRINCIPAL  
Siddharth Institute of Engineering & Technology  
Siddharth Nagar  
PUTTUR - 517583, Chittoor Dist.

  
PRESIDENT  
JAYA EDUCATIONAL SOCIETY  
PUTTUR - 517 583

JAYA EDUCATIONAL SOCIETY  
(SIDDHARTH INSTITUTE OF ENGINEERING & TECHNOLOGY)  
SIDDHARTH NAGAR, NARAYANAVANAM ROAD, PUTTUR, CHITTOOR DISTRICT (A.P)

INCOME AND EXPENDITURE ACCOUNT FOR THE YEAR ENDED 31 st MARCH 2019												
PARTICULARS		B.TECH	M.TECH	MBA	MCA	TOTAL	PARTICULARS	B.TECH	M.TECH	MBA	MCA	TOTAL
TO SALARIES-TEACHING STAFF		10,83,83,212	1,13,93,546	73,21,403	55,24,016	13,26,22,177	BY FEES COLLECTIONS	24,80,21,821	2,88,84,842	1,27,76,960	1,09,36,232	30,06,19,854
TO SALARIES NON TECHING STAFF		82,76,753	7,46,497	4,79,693	1,70,070	96,73,013	BY INTEREST ON FIXED DEPOSITS	8,78,550	94,294	55,640	59,767	10,88,251
							BY BUS FEES AND HOSTEL FEES	4,41,05,497	63,00,785	75,60,942	50,40,628	6,30,07,852
							BY OTHER INCOME	23,28,900	3,32,700	3,99,240	2,66,160	33,27,000
TO PRINTING & STATIONERY	A	11,85,839	2,20,624	1,33,254	93,445	16,33,162						
TO ELECTRICITY CHARGES	P	39,19,622	3,81,000	2,44,828	2,19,501	47,64,950						
TO LAB MAINTENANCE CHARGES	P	12,63,453	32,842	21,104	18,921	13,36,321						
TO LAB CONSUMIBLES	P	10,35,965	4,22,303	3,35,628	2,74,884	20,68,780						
TO TRAVELLING AND CONVEYANCE	P	35,73,673	2,02,927	1,30,399	1,16,910	40,23,909						
TO SECURITY CHARGES	P	-	-	-	-	-						
TO INTERNET CHARGES	P	12,21,329	1,14,810	73,776	66,144	14,76,059						
TO LIBRARY	P	6,07,208	86,744	1,21,442	52,046	8,67,441						
TO COMPUTERS	P	13,49,334	-	-	-	13,49,334						
TO REPAIRS AND MAINTENANCE												
BUILDING MAINTENANCE	P	5,63,964	54,905	35,281	31,632	6,85,782						
COMPUTER MAINTENANCE	P	8,39,652	82,859	53,245	47,737	10,23,493						
VEHICLE MAINTENANCE	P	8,10,026	88,067	56,591	50,737	10,05,422						
ELECTRICAL MAINTENANCE	P	96,307	10,471	6,728	6,032	1,19,539						
FURNITURE MAINTENANCE	P	-	-	-	-	-						
TO AICTE FEES	A	-	-	-	-	-						
TO ADVERTISEMENT	P	73,47,488	7,98,831	5,13,322	4,60,220	91,19,861						
TO TELEPHONE CHARGES	A	-	-	-	-	-						
TO R & D EXP	P	20,87,195	1,30,733	84,008	75,318	23,77,254						
TO GARDEN MAINTENANCE	P	10,86,760	1,18,154	75,925	68,071	13,48,909						
TO STAFFWELFARE EXPENSES	P	-	-	-	-	-						
TO POSTAGE EXPENSES	A	1,87,356	20,370	13,089	11,735	2,32,550						
TO MISCELLANEOUS EXPENSES	A	13,33,750	1,34,375	78,440	56,160	16,02,725						
TO BUS MAINTENANCE		1,69,53,425	10,59,589	31,78,767	-	2,11,91,781						
TO INSURANCE												
INSURANCE -BUILDINGS		-	-	-	-	-						
INSURANCE -VEHICLES		16,81,503	1,82,816	1,17,476	1,05,323	20,87,118						
TO AUDIT FEE		66,000	7,176	4,611	4,134	81,921						
TO DONATION & SCHOLARSHIPS		8,69,800	1,21,854	1,41,958	95,770	12,29,382						
TO SUBSCRIPTIONS												
NEWSPAPERS AND MAGZINES	A	66,858	7,269	4,671	4,188	82,986						
TO BANK CHARGES		1,68,692	18,341	11,785	10,566	2,09,385						
TO GAMES EXPENSES	P	75,152	8,171	5,250	4,707	93,280						
TO STUDENT PLACEMENT AND TRAINING PRO	A	13,54,922	1,47,310	94,660	84,867	16,81,758						
TO HOSPITALITY EXPENSES-												
HOUSE KEEPING	A	63,870	6,944	4,462	4,001	79,276						
TO JNTU FEES	A	89,49,919	12,78,560	15,34,272	10,22,848	1,27,85,598						
TO FUNCTIONS & CELEBRATION	P	12,57,872	1,36,758	87,880	78,789	15,61,298						
TO SEMINARS, FACULTY DEVELOPMENT PROGRA EX	A	5,51,142	78,735	94,482	62,988	7,87,346						
TO OFFICE EXPENSES	A	2,77,312	30,150	19,374	17,370	3,44,205						
TO STUDENT PROJECT WORKS & SEED SUPPORT	A	12,59,403	1,36,925	87,986	78,884	15,63,198						
TO FINANCIAL CHARGES	P	2,61,72,767	26,42,997	16,98,369	15,22,675	3,20,36,807						
TO TRANSPORTATION CHARGES	P	87,956	9,563	6,145	5,509	1,09,173						
TO OTHER EXPENSES												
HOSTAL EXPENSES	P	1,46,15,908	11,70,890	9,59,640	3,40,367	1,70,86,805						
GENERATOR MAINTENANCE	P	2,96,047	32,187	20,683	18,543	3,67,460						
TO DEPRECIATION		4,95,96,894	55,17,655	35,95,775	32,85,794	6,19,96,118						
TO EXCESS OF EXPENDITURE OVER INCOME		2,58,00,440	79,78,679	5,32,178	22,11,884	3,65,23,181						
		29,53,34,767	3,56,12,621	2,19,78,581	1,63,02,786	36,92,28,754		29,53,34,767	3,56,12,621	2,07,92,782	1,63,02,786	36,80,42,957

**For P. MURALI & CO.,**  
Chartered Accountants  
FRN:0072578

*(Signature)*  
**(A. KRISHNA RAO)**  
PARTNER

*(Signature)*  
**PRINCIPAL**  
Siddharth Institute of Engineering & Technology  
Siddharth Nagar  
PUTTUR - 517583, Chittoor Dist.

*(Signature)*  
**PRESIDENT**  
JAYA EDUCATIONAL SOCIETY  
PUTTUR - 517 583



**JAYA EDUCATIONAL SOCIETY**  
**(SIDDHARTH INSTITUTE OF ENGINEERING & TECHNOLOGY)**  
**SIDDARTH NAGAR, NARAYANAVANAM ROAD, PUTTUR, CHITTOOR DISTRICT (A.P)**

**PROVISIONAL DEPRECIATION STATEMENT FOR THE PERIOD ENDED 31 st MARCH, 2019**

Sl.No	Name of the Asset	Balance As on 01-04-2018	ADDITIONS		DELITION	Gross Block As on 31-03-2019	Depreciation	Net Block As on 31-03-2019
			Before Sep	After Sep				
1	LAND	29,02,949	-	-		29,02,949	-	29,02,949
2	BUILDING	35,08,45,593	5,94,39,295	2,55,11,560		43,57,96,448	4,23,15,599	39,34,80,849
3	FURNITURE & FIXTURES	87,54,036	1,94,23,140	97,41,389		3,79,18,565	33,04,787	3,46,13,778
4	ELECTRICAL & ELECTRICAL FITTINGS	67,30,121	35,36,862	51,81,059		1,54,48,042	21,53,627	1,32,94,415
5	AIR CONDITIONER	19,21,845				19,21,845	2,88,277	16,33,568
6	LAB EQUIPMENT	2,30,31,434	43,40,503	44,25,760		3,17,97,697	44,51,678	2,73,46,019
7	LIBRARY	55,45,239	3,45,148	5,22,293		64,12,680	6,08,622	58,04,058
8	VECHILES	3,85,07,680		-	-	3,85,07,680	57,76,152	3,27,31,528
9	COMPUTERS	57,55,872	13,49,334			71,05,206	8,69,378	62,35,828
10	MISC.FIXED ASSETS.	34,28,087				34,28,087	5,14,213	29,13,874
11	INNOVA CAR	90,23,829				90,23,829	13,53,574	76,70,255
12	BEET CARS	9,85,908				9,85,908	1,47,886	8,38,022
13	GENERATOR	11,73,000		4,85,000		16,58,000	2,12,325	14,45,675
		45,86,05,593	8,84,34,282	4,58,67,061	-	59,29,06,937	6,19,96,118	53,09,10,819

**For P. MURALI & CO.,**  
**Chartered Accountants**  
**FRN:0072578**

*(Signature)*

**(A. KRISHNA RAO)**  
**PARTNER**  
**Membership No:020085**

*(Signature)*  
**PRINCIPAL**

**Siddharth Institute of Engineering & Technology**  
**Siddharth Nagar**  
**PUTTUR - 517583, Chittoor Dist.**

*(Signature)*  
**PRESIDENT**

**JAYA EDUCATIONAL SOCIETY**  
**PUTTUR - 517 583**

JAYA EDUCATIONAL SOCIETY  
(SIDDHARTH INSTITUTE OF ENGINEERING & TECHNOLOGY)  
SIDDHARTH NAGAR, NARAYANAVANAM ROAD, PUTTUR, CHITTOOR DISTRICT (A.P)

BALANCE SHEET AS ON 31 st MARCH 2018

LIABILITIES	DETAILS	B.TECH	M.TECH	MBA	MCA	AMOUNT	ASSETS	B.TECH	M.TECH	MBA	MCA	AMOUNT
CAPITAL FUND		1,09,91,024	12,22,751	7,96,849	7,28,155	1,37,38,780	FIXED ASSETS	36,66,84,474	4,08,15,898	2,65,99,124	2,43,06,096	45,86,05,593
<b>SECURED LOANS</b>							DEPOSITS	1,95,27,938	21,72,483	14,15,776	12,93,726	2,44,09,923
BUS LOAN		1,98,84,766	22,12,180	14,41,646	13,17,366	2,48,55,958	LOANS AND ADVANCES	79,39,091	8,83,224	5,75,584	5,25,965	99,23,864
CAR LOAN		79,50,286	8,84,469	5,76,396	5,26,706	89,37,858	RECEIVABLES FROM STUDENTS AND GOVT	2,27,94,623	25,35,902	16,52,610	15,10,144	2,84,93,279
TERM LOAN		35,45,53,891	3,94,44,120	2,57,05,157	2,34,89,195	44,31,92,364	SUNDRY DEBTORS	80,49,890	8,95,550	5,83,617	5,33,305	1,00,62,362
SUNDRY CREDITORS & OTHERS		1,82,11,986	20,26,083	13,20,369	12,06,544	2,27,64,982	CASH IN HAND	4,80,974	53,508	34,871	31,865	6,01,217
OUTSTANDING EXPENSES		1,14,74,164	12,76,501	8,31,877	7,60,163	1,43,42,705	CASH AT BANKS	1,33,52,003	14,85,410	9,68,020	8,84,570	1,66,90,005
<b>INCOME AND EXPENDITURE ACCOUNT</b>							BUILDING WORK IN PROGRESS	24,46,04,860	2,55,56,099	1,67,59,844	1,53,90,314	30,23,11,117
EXCESS OF OVER INCOME EXPENDITURE	41,96,30,669	33,57,04,535	3,73,47,130	2,43,38,579	2,22,40,425	41,96,30,669						
ADD: DURING THE YEAR EXCESS OF EXPENDITURE OVER INCOME	-	2,19,50,385	61,65,676	(8,45,718)	43,59,425	3,16,29,768						
		78,07,21,038	9,05,78,911	5,41,65,155	5,46,27,981	98,00,93,084		68,36,33,854	7,43,98,074	4,85,89,446	4,44,75,985	85,10,97,361

**For P. MURALI & CO.,  
Chartered Accountants  
FRN:0072578**

*(A. KRISHNA RAO)*  
**(A. KRISHNA RAO)  
PARTNER  
Membership No:020085**

*Kennedy*  
**PRINCIPAL  
Siddharth Institute of Engineering & Technology  
Siddharth Nagar  
PUTTUR - 517583, Chittoor Dist.**

*Ashok Subramanian*  
**PRESIDENT  
JAYA EDUCATIONAL SOCIETY  
PUTTUR - 517 583**

JAYA EDUCATIONAL SOCIETY  
(SIDDHARTH INSTITUTE OF ENGINEERING & TECHNOLOGY)  
SIDDHARTH NAGAR, NARAYANAVANAM ROAD, PUTTUR, CHITTOOR DISTRICT (A.P)

INCOME AND EXPENDITURE ACCOUNT FOR THE YEAR ENDED 31 st MARCH 2018

PARTICULARS		B.TECH	M.TECH	MBA	MCA	TOTAL	PARTICULARS	B.TECH	M.TECH	MCA	MBA	TOTAL
TO SALARIES-TEACHING STAFF		9,52,68,738	1,05,98,647	69,06,984	53,11,554	11,80,85,923	BY FEES COLLECTIONS	21,85,21,428	2,63,78,851	1,02,68,762	1,17,76,000	26,69,45,041
TO SALARIES NON TECHING STAFF		64,91,939	6,94,416	4,52,541	1,63,528	78,02,424	BY INTEREST ON FIXED DEPOSITS	7,74,053	86,113	56,119	51,281	9,67,566
							BY BUS FEES AND HOSTEL FEES	3,94,56,806	55,36,687	67,64,024	45,09,349	5,63,66,865
							BY OTHER INCOME	18,20,000	2,60,000	3,12,000	2,08,000	26,00,000
TO PRINTING & STATIONERY	A	17,33,945	1,92,901	1,25,711	1,14,874	21,67,431						
TO ELECTRICITY CHARGES	P	31,85,784	3,54,418	2,30,969	2,11,058	39,82,230						
TO LAB MAINTENANCE CHARGES	P	10,13,000	30,551	19,910	18,193	10,81,654						
TO LAB CONSUMBLES	P	13,45,132	4,85,863	3,16,630	2,89,334	24,36,959						
TO TRAVELLING AND CONVEYANCE	P	33,92,450	1,88,769	1,23,018	1,12,413	38,16,650						
TO SECURITY CHARGES	P	-	-	-	-	-						
TO INTERNET CHARGES	P	9,60,000	1,06,800	69,600	63,600	12,00,000						
TO LIBRARY		6,29,311	41,954	67,126	1,00,690	8,39,081						
TO COMPUTERS		15,50,000	-	-	-	15,50,000						
TO REPAIRS AND MAINTAINANCE												
BUILDING MAINTENANCE	P	4,59,094	51,074	33,284	30,415	5,73,868						
COMPUTER MAINTENANCE	P	6,92,838	77,078	50,231	45,901	8,66,048						
VEHICLE MAINTENANCE	P	7,36,387	81,923	53,388	48,786	9,20,484						
ELECTRICAL MAINTENANCE	P	87,552	9,740	6,348	5,800	1,09,440						
FURNITURE MAINTENANCE	P	-	-	-	-	-						
TO AICTE FEES	A	-	-	-	-	-						
TO ADVERTISEMENT	P	29,00,181	6,83,687	8,03,644	4,79,823	48,67,335						
TO TELEPHONE CHARGES	A	-	-	-	-	-						
TO R & D EXP	P	18,97,450	1,21,612	79,253	72,421	21,70,736						
TO GARDEN MAINTENANCE	P	9,87,963	1,09,911	71,627	65,453	12,34,954						
TO STAFFWELFARE EXPENSES	P	-	-	-	-	-						
TO POSTAGE EXPENSES	A	1,70,323	18,948	12,348	11,284	2,12,904						
TO MISCELLANEOUS EXPENSES	A	12,12,500	1,25,000	74,000	54,000	14,65,500						
TO BUS MAINTAINANCE		1,77,11,530	19,14,783	7,47,836	-	2,03,74,149						
TO INSURANCE												
INSURANCE -BUILDINGS		-	-	-	-	-						
INSURANCE -VEHICLES		15,28,639	1,70,061	1,10,826	1,01,272	19,10,799						
TO AUDIT FEE		60,000	6,675	4,350	3,975	75,000						
TO DONATION & SCHOLARSHIP		8,83,750	61,771	1,68,590	58,890	11,73,001						
TO SUBSCRIPTIONS												
NEWSPAPERS AND MAGZINES	A	60,780	6,762	4,407	4,027	75,975						
TO BANK CHARGES		1,53,357	17,061	11,118	10,150	1,91,696						
TO GAMES EXPENSES	P	68,320	7,601	4,953	4,526	85,400						
TO STUDENT PLACEMNT AND TRAINING PRO	A	12,31,747	1,37,032	89,302	81,603	15,39,684						
TO HOSPITALITY EXPENSES-												
HOUSE KEEPING	A	58,063	6,460	4,210	3,847	72,579						
TO JNTU FEES	A	99,41,046	11,05,941	7,20,726	6,58,594	1,24,26,307						
TO STUDENT PROJECT WORKS & SEED SUPPOR	P	11,43,520	1,27,217	82,905	75,758	14,29,400						
TO SEMINARS & FDP's	A	3,93,225	56,175	67,410	44,941	5,61,751						
TO OFFICE EXPENSES	A	2,52,102	28,046	18,277	16,702	3,15,127						
TO FUNCTIONS & PROGRAMMES	A	6,08,573	86,939	1,30,408	43,469	8,69,390						
TO FINANCIAL CHARGES	P	2,20,99,788	24,58,602	16,02,235	14,64,111	2,76,24,735						
TO TRANSPORTATION CHARGES	P	79,961	8,896	5,797	5,298	99,951						
TO OTHER EXPENSES												
HOSTAL EXPENSES		1,32,87,189	10,89,200	9,05,321	3,27,276	1,56,08,986						
GENERATOR MAINTENANCE	P	2,69,133	29,941	19,512	17,830	3,36,417						
TO DEPRECIATION		4,40,76,590	49,03,521	31,95,553	29,20,075	5,50,95,738						
TO EXCESS OF EXPENDITURE OVER INCOME		2,19,50,385	61,65,676	(8,45,718)	43,59,425	3,16,29,768						
		260572286	32361651	16544630	17400905	326879472		26,05,72,286	3,23,61,651	1,74,00,905	1,65,44,630	32,68,79,472

**For P. MURALI & CO.,**  
Chartered Accountants,  
FRN:0072578

*(Signature)*  
**(A. KRISHNA RAO)**  
PARTNER

*(Signature)*  
**PRINCIPAL**  
Siddharth Institute of Engineering & Technology  
Siddharth Nagar  
PUTTUR - 517583, Chittoor Dist.

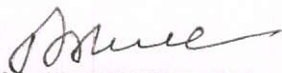
*(Signature)*  
**PRESIDENT**  
JAYA EDUCATIONAL SOCIETY  
PUTTUR - 517 583

**JAYA EDUCATIONAL SOCIETY**  
**( SIDDHARTH INSTITUTE OF ENGINEERING & TECHNOLOGY )**  
**SIDDHARTH NAGAR, NARAYANAVANAM ROAD, PUTTUR, CHITTOOR DISTRICT (A.P)**

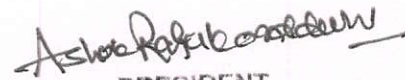
**PROVISIONAL DEPRECIATION STATEMENT FOR THE PERIOD ENDED 31 st MARCH, 2018**

Sl.No	Name of the Asset	Balance As on 01-04-2017	ADDITIONS		DELITON	Gross Block As on 31-03-2018	Depreciation	Net Block As on 31-03-2018
			Before Sep	After Sep				
1	LAND	29,02,949				29,02,949	-	29,02,949
2	BUILDING	31,45,76,366	3,21,65,211	4,08,24,393		38,75,65,970	3,67,20,377	35,08,45,593
3	FURNITURE & FIXTURES	74,27,709	22,34,569	61,038		97,23,316	9,69,280	87,54,036
4	ELECTRICAL & ELECTRICAL FITTINGS	70,37,050	6,60,550	4,45,579		81,43,179	14,13,058	67,30,121
5	AIR CONDITIONER	6,36,879	16,24,114			22,60,993	3,39,149	19,21,845
6	LAB EQUIPMENT	2,49,91,574	6,08,706	13,91,294		2,69,91,574	39,60,141	2,30,31,434
7	LIBRARY	52,99,043	4,20,536	4,18,545		61,38,124	5,92,885	55,45,239
8	VECHILES	4,53,03,153			-	4,53,03,153	67,95,473	3,85,07,680
9	COMPUTERS	50,76,769	15,50,000			66,26,769	8,70,897	57,55,872
10	MISC.FIXED ASSETS.	36,13,727	16,670	3,70,000		40,00,397	5,72,310	34,28,087
11	INNOVA CAR	21,64,275	7,31,699	86,09,040		1,15,05,014	24,81,185	90,23,829
12	BEET CARS	4,64,894	6,95,000	-		11,59,893	1,73,984	9,85,908
13	GENERATOR		13,80,000			13,80,000	2,07,000	11,73,000
		41,94,94,387	4,20,87,055	5,21,19,889	-	51,37,01,331	5,50,95,738	45,86,05,593

For P. MURALI & CO.,  
Chartered Accountants  
FRN:0072578

  
**(A. KRISHNA RAO)**  
PARTNER  
Membership No:020085

  
PRINCIPAL  
Siddharth Institute of Engineering & Technology  
Siddharth Nagar  
PUTTUR - 517583, Chittoor Dist.


  
PRESIDENT  
JAYA EDUCATIONAL SOCIETY  
PUTTUR - 517 583

JAYA EDUCATIONAL SOCIETY  
(SIDDHARTH INSTITUTE OF ENGINEERING & TECHNOLOGY)  
SIDDHARTH NAGAR, NARAYANAVANAM ROAD, PUTTUR, CHITTOOR DISTRICT (A.P)


BALANCE SHEET AS ON 31<sup>st</sup> MARCH 2017

LIABILITIES	DETAILS	B.TECH	M.TECH	MBA	MCA	AMOUNT	ASSETS	B.TECH	M.TECH	MBA	MCA	AMOUNT
CAPITAL FUND		1,09,91,024	12,22,751	7,96,849	7,28,155	1,37,38,780	FIXED ASSETS	33,55,95,510	3,73,35,000	2,43,30,674	2,22,33,203	41,94,94,387
SECURED LOANS							DEPOSITS	30,18,232	3,35,778	2,18,822	1,99,958	37,72,790
BUS LOAN		1,95,16,491	21,71,210	14,14,946	12,92,967	2,43,95,613	LOANS AND ADVANCES	68,36,601	7,60,572	4,95,654	4,52,925	85,45,751
CAR LOAN		13,49,253	1,50,104	97,821	89,388	16,86,566	RECEIVABLES FROM STUDENTS AND GOVT	4,46,30,834	49,65,180	32,35,735	29,56,793	5,57,88,543
TERM LOAN		22,43,00,933	2,49,53,479	1,62,61,818	1,48,59,937	28,03,76,166	SUNDRY DEBTORS	15,53,15,615	1,77,67,125	1,16,91,392	1,03,75,953	19,51,50,083
SUNDRY CREDITORS & OTHERS		2,75,35,317	30,63,304	19,96,310	18,24,215	3,44,19,146	CASH IN HAND	4,68,191	52,086	33,944	31,018	5,85,239
OUTSTANDING EXPENSES		72,96,511	8,11,737	5,28,997	4,83,394	91,20,639	CASH AT BANKS	11,37,447	1,26,541	82,465	75,356	14,21,809
<b>INCOME AND EXPENDITURE ACCOUNT</b>							BUILDING WORK IN PROGRESS	8,28,17,903	80,02,678	48,52,052	45,43,971	10,02,16,605
EXCESS OF OVER INCOME EXPENDITURE	40,06,51,571	32,05,21,257	3,56,57,990	2,32,37,791	2,12,34,533	40,06,51,571						
ADD: DURING THE YEAR EXCESS OF EXPENDITURE OVER INCOME	-	1,23,61,348	42,28,141	17,33,487	29,54,217	2,12,77,193						
		<b>62,38,72,133</b>	<b>7,22,58,716</b>	<b>4,60,68,019</b>	<b>4,34,66,806</b>	<b>78,56,65,674</b>		<b>62,98,20,334</b>	<b>6,93,44,961</b>	<b>4,49,40,738</b>	<b>4,08,69,175</b>	<b>78,49,75,207</b>

For P. MURALI & CO.,  
Chartered Accountants  
FRN:0072578

  
(A. KRISHNA RAO)  
PARTNER  
Membership No:020085

  
PRINCIPAL  
Siddharth Institute of Engineering & Technology  
Siddharth Nagar  
PUTTUR - 517583, Chittoor Dist.

  
PRESIDENT  
JAYA EDUCATIONAL SOCIETY  
PUTTUR - 517 583

JAYA EDUCATIONAL SOCIETY  
(SIDDHARTH INSTITUTE OF ENGINEERING & TECHNOLOGY)  
SIDDHARTH NAGAR, NARAYANAVANAM ROAD, PUTTUR, CHITTOOR DISTRICT (A.P)

INCOME AND EXPENDITURE ACCOUNT FOR THE YEAR ENDED 31 st MARCH 2017

PARTICULARS	A/P	B.TECH	M.TECH	MBA	MCA	TOTAL	PARTICULARS	B.TECH	M.TECH	MCA	MBA	TOTAL
TO SALARIES-TEACHING STAFF		8,01,77,192	89,19,713	58,12,846	43,11,739	9,92,21,490	BY FEES COLLECTIONS	17,68,43,600	2,01,28,401	72,68,262	96,95,000	21,39,35,263
TO SALARIES NON TECHING STAFF		66,47,734	7,11,748	4,63,836	1,73,850	79,97,167	BY INTEREST ON FIXED DEPOSITS	3,61,492	24,619	9,528	15,521	4,11,160
							BY BUS FEES AND HOSTEL FEES	4,05,11,381	57,99,256	55,99,256	59,99,256	5,79,09,149
							BY OTHER INCOME	3,23,508	14,122	5,465	8,905	3,52,000
TO PRINTING & STATIONERY	A	11,68,135	1,29,955	84,690	77,369	14,60,168						
TO ELECTRICITY CHARGES	P	43,64,016	4,85,497	3,16,391	2,89,116	54,55,020						
TO LAB MAINTENANCE CHARGES	P	7,11,326	73,680	48,016	43,877	8,76,900						
TO LAB CONSUMIBLES	P	6,75,993	25,000	15,300		7,16,293						
TO TRAVELLING AND CONVEYANCE	P	21,39,981	1,49,799	84,049	34,473	24,08,302						
TO SECURITY CHARGES	P	14,62,423	2,53,512	1,52,311	1,23,561	19,91,807						
TO INTERNET CHARGES	P	9,60,000	1,06,800	69,600	63,600	12,00,000						
TO LIBRARY		623519	38970	38969	77940	7,79,398						
TO COMPUTERS		55,94,760				55,94,760						
TO REPAIRS AND MAINTENANCE												
BUILDING MAINTENANCE	P	4,00,292	44,532	29,021	26,519	5,00,365						
COMPUTER MAINTENANCE	P	3,86,506	42,999	28,022	25,606	4,83,132						
VEHICLE MAINTENANCE	P	5,81,708	64,715	42,174	38,538	7,27,135						
ELECTRICAL MAINTENANCE	P	1,00,000	11,125	7,250	6,625	1,25,000						
FURNITURE MAINTENANCE	P	5,35,461	1,25,645	98,654	88,975	8,48,735						
TO AICTE FEES	A	3,73,898	41,596	27,108	24,771	4,67,373						
TO ADVERTISEMENT	P	23,19,660	7,10,850	4,63,250	4,23,315	39,17,075						
TO TELEPHONE CHARGES	A	8,35,216	1,73,732	1,13,218	1,03,458	12,25,625						
TO R & D EXP	P	13,79,430	1,21,612	79,253	72,421	16,52,716						
TO GARDEN MAINTENANCE	P	13,32,738	3,06,772	1,99,919	1,82,684	20,22,113						
TO STAFFWELFARE EXPENSES	P	1,10,975	12,346	8,046	7,352	1,38,719						
TO POSTAGE EXPENSES	A	9,548	1,062	692	633	11,935						
TO MISCELLANEOUS EXPENSES	A	2,78,610	1,25,000	74,000	54,000	5,31,610						
TO BUS MAINTAINANCE		1,08,41,367	5,45,234	2,49,749	4,23,545	1,20,59,895						
TO INSURANCE												
INSURANCE -BUILDINGS												
INSURANCE -VEHICLES		39,03,906	4,34,310	2,83,033	1,58,634	47,79,883						
TO AUDIT FEE		60,000	6,675	4,350	3,975	75,000						
TO DONATION		15,698	1,746	1,138	1,040	19,623						
TO SUBSCRIPTIONS												
NEWSPAPERS AND MAGZINES	A	30,408	3,383	2,205	2,015	38,010						
TO BANK CHARGES		68,138	7,580	4,940	4,514	85,173						
TO GAMES EXPENSES		2,12,000	23,585	15,370	14,045	2,65,000						
TO STUDENT PLACEMENT AND TRAINING PROGRA	A	8,52,613	1,16,978	1,11,064	1,10,111	11,90,766						
TO HOSPITALITY EXPENSES-HOUSE KEEPING	A	22,34,578	4,51,862	2,94,472	69,086	30,49,997						
TO JNTU FEES	A	73,37,691	6,98,828	4,36,767	2,62,060	87,35,347						
TO FUNCTIONS & CELEBRATION	P	4,45,739	1,28,556	35,576	55,509	6,65,380						
TO OFFICE EXPENSES	A	24,72,662	2,75,084	1,79,268	1,63,814	30,90,828						
TO STUDENT & FACULTY PROJECT WORKS	A	22,23,588	1,81,959	1,18,580	1,08,356	26,32,485						
TO FINANCIAL CHARGES	P	44,67,439	4,97,003	3,23,889	2,95,968	55,84,299						
TO SEMINARS, WORKSHOPS & FDP	A	5,59,600	1,92,300	76,920	51,280	8,80,100						
TO STUDENT SCHOLARSHIPS		5,15,000	3,09,000	1,23,600	82,400	10,30,000						
TO OTHER EXPENSES												
HOSTAL EXPENSES		1,35,19,623	11,15,058	9,22,173	3,42,675	1,58,99,529						
GENERATOR MAINTENANCE	P	67,376	7,496	4,885	4,464	84,220						
TO DEPRECIATION		4,26,82,085	40,64,960	25,40,601	15,24,360	5,08,12,006						
TO EXCESS OF EXPENDITURE OVER INCOME		1,23,61,348	42,28,141	17,33,487	29,54,217	2,12,77,193						
		21,80,39,981	2,59,66,398	1,57,18,682	1,28,82,511	27,26,07,571		21,80,39,981	2,59,66,398	1,28,32,511	1,57,18,682	27,26,07,571

**For P. MURALI & CO.,**  
Chartered Accountants  
FRN:0072578

*(Signature)*  
**(A. KRISHNA ...)**

**PRINCIPAL**  
Siddharth Institute of Engineering & Technology  
Siddharth Nagar  
PUTTUR - 517583, Chittoor Dist.


*(Signature)*  
**PRESIDENT**  
JAYA EDUCATIONAL SOCIETY

**JAYA EDUCATIONAL SOCIETY**  
**( SIDDHARTH INSTITUTE OF ENGINEERING & TECHNOLOGY )**  
**SIDDHARTH NAGAR, NARAYANAVANAM ROAD, PUTTUR, CHITTOOR DISTRICT (A.P)**

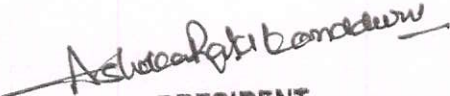
**PROVISIONAL DEPRECIATION STATEMENT FOR THE PERIOD ENDED 31 st MARCH, 2017**

Sl.No	Name of the Asset	Balance As on 01-04-2016	ADDITIONS		DELITION	Gross Block As on 31-03-2017	Depreciation	Net Block As on 31-03-2017
			Before Sep	After Sep				
1	LAND	29,02,949				29,02,949	-	29,02,949
2	BUILDING	29,90,68,790	3,01,71,582	1,92,21,085		34,84,61,457	3,38,85,091	31,45,76,366
3	FURNITURE & FIXTURES	60,11,329	22,41,681			82,53,010	8,25,301	74,27,709
4	ELECTRICAL & ELECTRICAL EQUIPMENT	25,23,427	33,68,582	21,93,343		80,85,352	10,48,302	70,37,050
5	AIR CONDITIONER	7,49,270				7,49,270	1,12,391	6,36,880
6	LAB EQUIPMENT	2,46,54,730	22,00,000	22,05,240		2,90,59,970	40,68,396	2,49,91,574
7	LIBRARY	50,82,637	3,15,163	4,64,235		58,62,035	5,62,992	52,99,043
8	VECHILES	5,32,97,827	-			5,32,97,827	79,94,674	4,53,03,153
9	COMPUTERS	6,95,181		55,94,760		62,89,941	12,13,172	50,76,769
10	MISC.FIXED ASSETS.	42,51,443				42,51,443	6,37,716	36,13,727
11	INNOVA CAR	25,46,206				25,46,206	3,81,931	21,64,275
12	BEET CARS	5,46,933	-	-		5,46,933	82,040	4,64,893
		40,23,30,722	3,82,97,008	2,96,78,663	-	47,03,06,393	5,08,12,006	41,94,94,387

**For P. MURALI & CO.,**  
**Chartered Accountants**  
**FRN:0072578**

  
**(A. KRISHNA RAO)**  
**PARTNER**  
**Membership No:020085**

  
**PRINCIPAL**  
**Siddharth Institute of Engineering & Technology**  
**Siddharth Nagar**  
**PUTTUR - 517583, Chittoor Dist.**

  
**PRESIDENT**  
**JAYA EDUCATIONAL SOCIETY**  
**PUTTUR - 517 583**